

### FEATURES

- Push buttons activate operation of showerhead with rubber nozzles, handshower & 3 body sprays
- Temperature control handle
- Volume control switch
- 71" Handshower hose
- SMA Thermostatic mixing valve

### COLORS/FINISHES

- #CP Polished Chrome

### CODES/STANDARDS

- Meets or exceeds ASME A112.18.1/CSA B125.1, ASSE 1016
- Certifications: IAPMO(cUPC), State of Massachusetts and others
- Code Compliance: UPC, IPC, NSPC, NPC Canada, and others



### PRODUCT SPECIFICATION

Shower tower shall feature a push buttons activate operation of showerhead with rubber nozzles, handshower & 3 body sprays. Shower tower shall include temperature control handle and volume control switch. Shower tower shall include 71" handshower hose and SMA thermostatic mixing valve. Shower tower shall be TOTO Model TS991A\_\_\_\_\_.



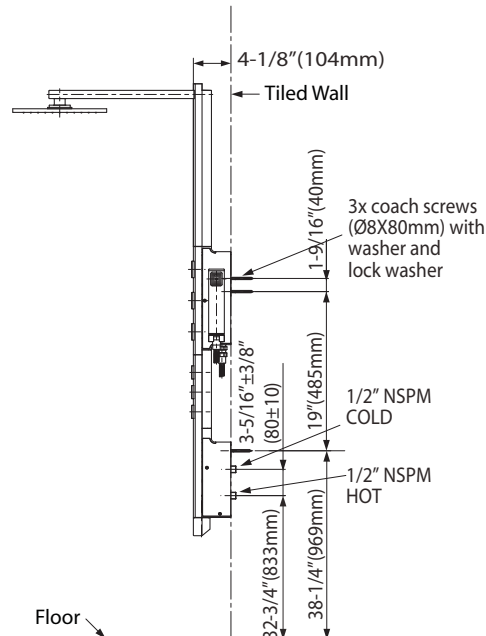
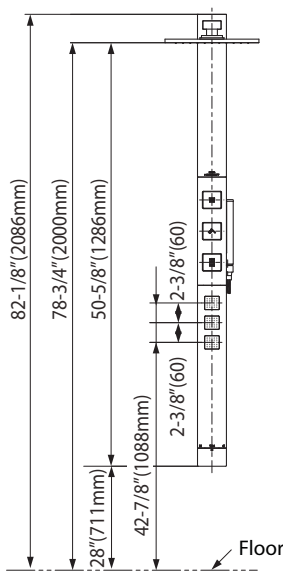
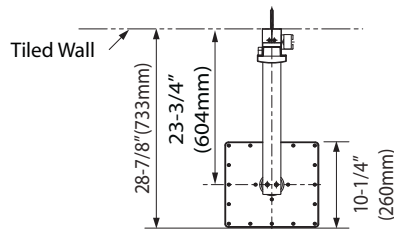
**NEOREST®**

# TS991A

## Neorest® Shower Tower

### SPECIFICATIONS

- Warranty Lifetime Limited Warranty (Residential Use)  
One Year (Commercial Use)
- Material Brass
- Hot/Cold-water Supply Minimum required water pressure: 21 psi (140PA) (when flowing)  
Maximum water pressure: 125PSI (862 kPa)
- Water Supply Connect 1/2" NPSM
- Discharge Quantity 2.5 gpm (9.5 l/min) Showerhead  
2.5 gpm (9.5 l/min) Handshower  
0.83 gpm (3.17 l/min) Bodyspray
- Shipping Weight 65 lbs.
- Shipping Dimensions 57" L x 25" W x 7.5" H



**TOTO®**

These dimensions and specifications are subject to change without notice